

Scaled data based on original data using  
LM-79-08 Approved Method: Electrical and Photometric Measurements of Solid-  
State Lighting Products

Test Report Prepared for  
Cooper Lighting Solutions  
(formerly Eaton)

Brand: McGRAW-EDISON

Report Number: P386878

Luminaire Tested: **GWC-SA2C-750-U-T4FT-HSS**

Issue Date: 3/3/2020

**Test Information**

Test Method: LM-79-08  
Report Number: P386878  
TEST IS SCALED FROM IESNA LM-79-08 TEST DATA (G2-1903-205-17)  
Test Lab: INNOVATION CENTER  
Issue Date: 3/3/2020  
Manufacturer: COOPER LIGHTING SOLUTIONS (FORMERLY EATON)  
Product Line: MCGRAW-EDISON  
Catalog Number: GWC-SA2C-750-U-T4FT-HSS  
Description: GALLEON WALL LUMINAIRE  
(2) 70 CRI, 5000K, 1050mA LIGHTSQUARES WITH 16 LEDS EACH AND TYPE IV FORWARD THROW OPTICS WITH HOUSE SIDE SHIELD  
Light Source: -  
Ballast/Driver: ELECTRONIC DRIVER

**Summary**

Lumens per Lamp: N/A  
Luminaire Lumens: 10483 lumens  
Efficiency: N/A  
Efficacy: 92.8 lumens/watt  
Luminous Opening: Rectangular (W 1' x L: 0.5' x H: 0')  
IES Classification: Type IV - Short  
BUG Rating: B1 - U0 - G2

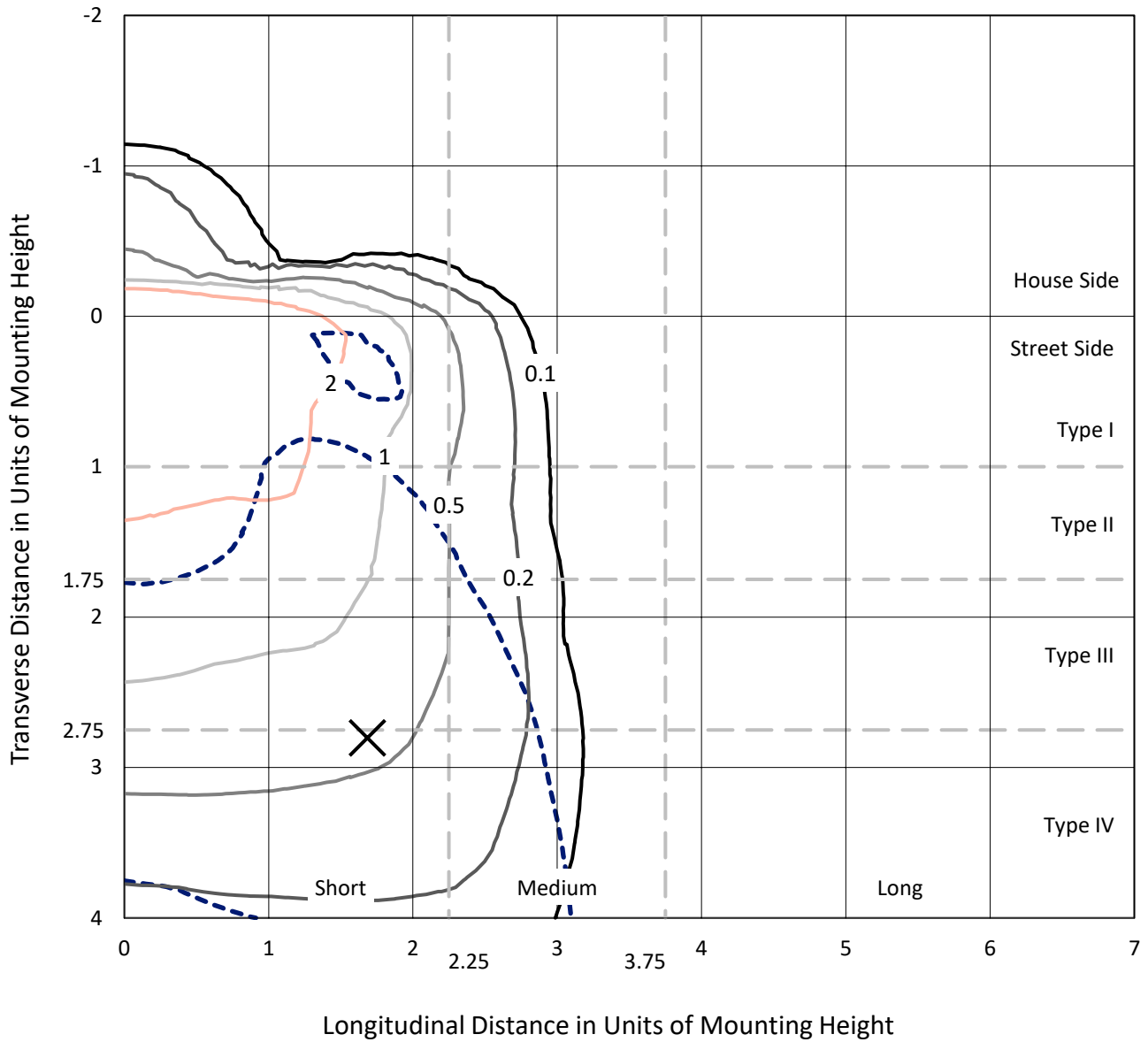
Input Watts (W): 113  
Input Voltage (V): NR  
Input Current (Ain): NR  
Voltage Rise (V): NR  
Power Factor: NR  
Total Harmonic Distortion (THDi): NR  
Frequency (hertz): 60  
Stabilization Time: NR  
Operation Time: NR  
Ambient Temperature (°C): NR  
Test Distance: 24 FT



REPORT NUMBER: P386878  
 CATALOG NUMBER: GWC-SA2C-750-U-T4FT-HSS

### Iso-Footcandle Lines of Horizontal Illumination

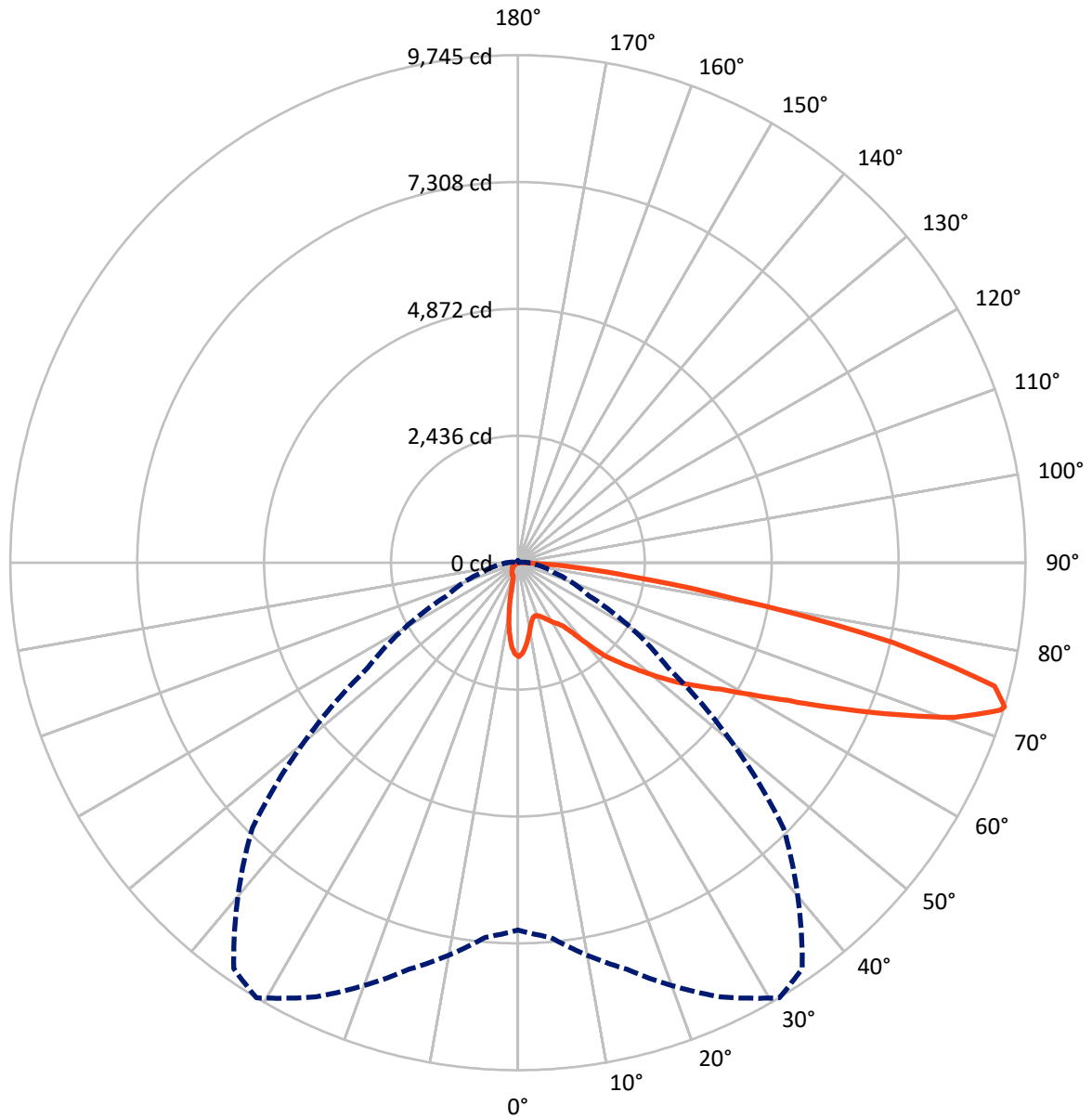
× Max cd  
 - - - 1/2 Max cd



Based on 20 foot mounting height. Maximum calculated value = 4.5 fc  
 Type IV - Short - N/A

REPORT NUMBER: P386878  
CATALOG NUMBER: GWC-SA2C-750-U-T4FT-HSS

### Luminous Intensity Polar Plot



— Vertical Plane Through 31-Deg Lateral    - - - Horizontal Cone Through 73-Deg Vertical

REPORT NUMBER: P386878

CATALOG NUMBER: GWC-SA2C-750-U-T4FT-HSS

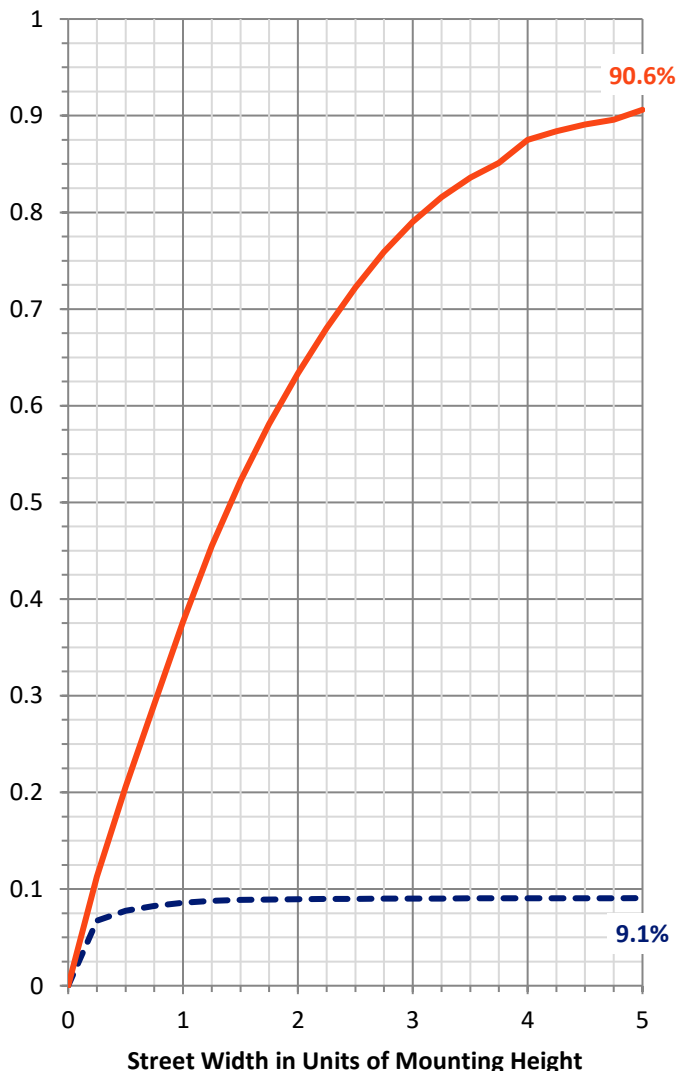
**FLUX DISTRIBUTION:**

		Downward	Upward	Total
<b>House Side</b>	Lumens	955.6	0.0	955.6
	% Fixture	9.1	0.0	9.1
<b>Street Side</b>	Lumens	9527.4	0.0	9527.4
	% Fixture	90.9	0.0	90.9
<b>Total</b>	Lumens	10483.0	0.0	10483.0
	% Fixture	100.0	0.0	100.0

**ZONAL LUMENS:**

Zone	Lumens	% Fixture
0°-10°	149.5	1.4
10°-20°	324.7	3.1
20°-30°	486.5	4.6
30°-40°	774.0	7.4
40°-50°	1382.2	13.2
50°-60°	2144.8	20.5
60°-70°	2851.2	27.2
70°-80°	2144.7	20.5
80°-90°	225.4	2.1
90°-100°	0.0	0.0
100°-110°	0.0	0.0
110°-120°	0.0	0.0
120°-130°	0.0	0.0
130°-140°	0.0	0.0
140°-150°	0.0	0.0
150°-160°	0.0	0.0
160°-170°	0.0	0.0
170°-180°	0.0	0.0
0°-90°	10483.0	100.0
0°-180°	10483.0	100.0

**Coefficient of Utilization**



REPORT NUMBER: P386878

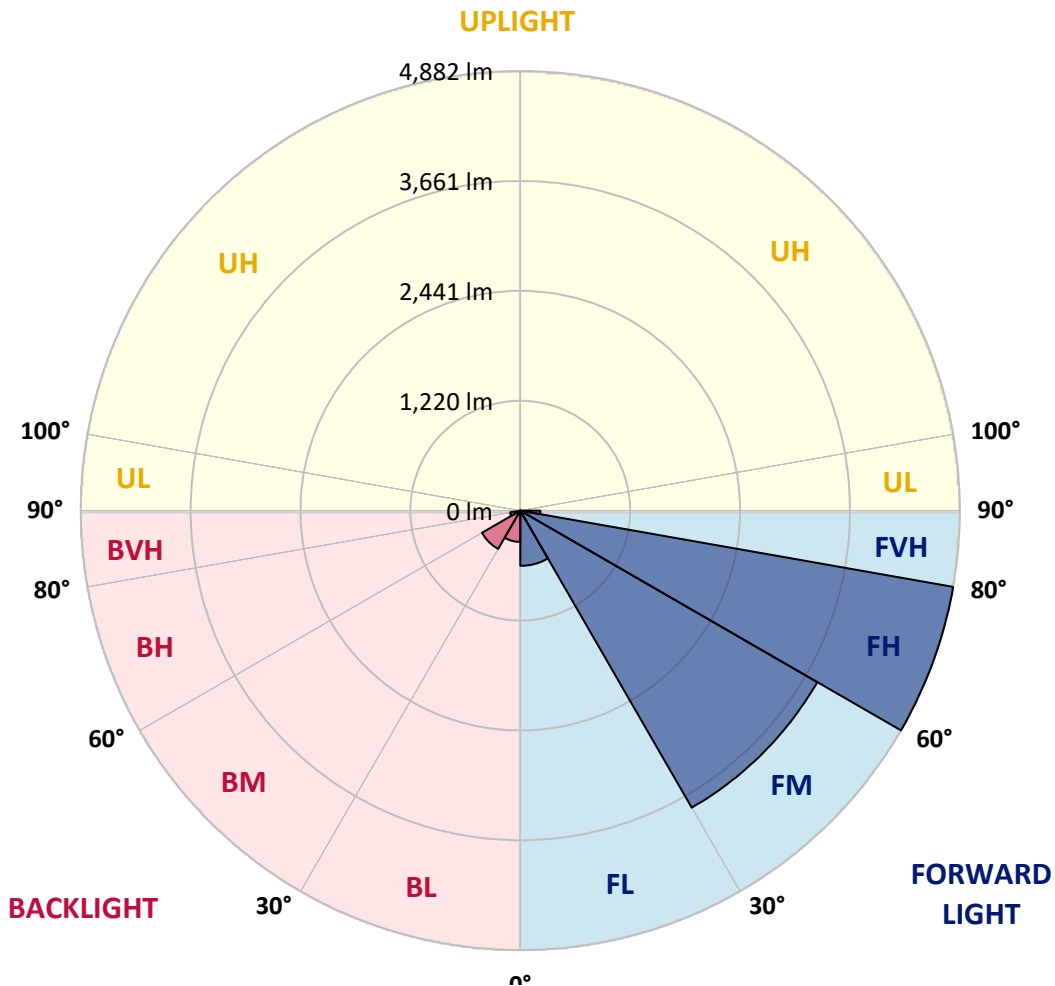
CATALOG NUMBER: GWC-SA2C-750-U-T4FT-HSS

**LUMINAIRE CLASSIFICATION SYSTEM LUMEN TABLE AND BUG RATING:**

Zone	Lumens	% Fixture	Zone Rating/Lumen Limit		
			B	U	G
FL (0°-30°)	613.3	5.9			
FM (30°-60°)	3809.2	36.3			
FH (60°-80°)	4881.5	46.6			G2/5000
FVH (80°-90°)	223.5	2.1			G2/225
BL (0°-30°)	347.5	3.3	B1/500		
BM (30°-60°)	491.9	4.7	B1/1000		
BH (60°-80°)	114.3	1.1	B1/500		G1/500
BVH (80°-90°)	1.9	0.0			G0/10
UL (90°-100°)	0.0	0.0		U0/0	
UH (100°-180°)	0.0	0.0		U0/0	

**BUG Rating: B1-U0-G2**

Type IV Short





REPORT NUMBER: P386878

CATALOG NUMBER: GWC-SA2C-750-U-T4FT-HSS

**CANDELA DISTRIBUTION (FULL):**

	0°	5°	15°	25°	31°	35°	45°	55°	65°	75°	85°
0°	1803.6	1803.6	1803.6	1803.6	1803.6	1803.6	1803.6	1803.6	1803.6	1803.6	1803.6
2.5°	1709.2	1716.4	1724.1	1725.6	1738.5	1739.0	1757.5	1771.3	1785.2	1798.5	1803.1
5°	1533.8	1545.6	1559.4	1573.3	1600.5	1611.3	1656.4	1702.6	1746.7	1788.7	1809.3
7.5°	1346.6	1359.9	1379.4	1413.8	1444.0	1465.1	1536.4	1618.4	1700.5	1778.0	1822.6
10°	1175.7	1188.1	1208.6	1245.0	1291.7	1320.4	1416.3	1530.2	1650.8	1768.2	1842.6
12.5°	1067.0	1073.7	1084.9	1123.9	1166.0	1198.3	1311.2	1452.2	1609.7	1767.7	1874.9
15°	1047.0	1049.0	1039.8	1057.2	1090.1	1121.4	1235.8	1389.1	1578.4	1775.9	1917.0
17.5°	1078.8	1077.8	1047.0	1044.9	1071.1	1096.7	1198.8	1345.5	1556.4	1794.9	1971.4
20°	1127.0	1123.4	1070.1	1060.3	1088.0	1112.1	1196.3	1329.1	1548.2	1826.7	2037.5
22.5°	1191.1	1185.0	1101.4	1091.1	1120.9	1146.0	1228.1	1345.0	1555.3	1869.3	2114.5
25°	1270.6	1261.4	1155.2	1143.9	1174.2	1199.3	1285.0	1390.7	1576.9	1921.1	2212.0
27.5°	1360.4	1347.1	1241.4	1212.2	1246.5	1272.7	1360.9	1460.4	1610.7	1976.0	2331.5
30°	1445.1	1427.6	1332.2	1284.0	1326.0	1355.3	1443.0	1543.5	1665.1	2060.6	2495.1
32.5°	1530.2	1510.7	1413.2	1355.8	1393.8	1425.6	1527.6	1657.9	1767.2	2189.9	2712.6
35°	1726.2	1705.6	1586.1	1491.2	1490.7	1508.7	1646.1	1814.4	1902.1	2369.9	2972.2
37.5°	2056.0	2044.2	1930.3	1750.3	1702.1	1682.0	1807.7	2001.1	2096.0	2617.7	3265.1
40°	2417.1	2406.9	2279.1	2116.0	2042.7	1993.4	2039.6	2261.2	2369.9	2920.4	3564.2
42.5°	2825.0	2776.2	2548.5	2499.7	2434.1	2396.6	2355.1	2581.8	2706.5	3249.7	3860.7
45°	3195.3	3113.2	2817.8	2743.9	2729.0	2738.3	2761.3	3012.7	3085.0	3641.1	4156.1
47.5°	3415.9	3351.3	3124.5	3053.7	3049.6	3110.7	3285.1	3499.5	3462.1	3982.2	4416.2
50°	3625.7	3567.2	3379.0	3396.4	3415.4	3498.5	3879.6	4000.2	3806.3	4291.6	4654.7
52.5°	3795.5	3706.2	3607.8	3705.7	3799.1	3933.0	4493.2	4449.5	4050.5	4537.8	4858.9
55°	3893.5	3853.0	3900.7	3999.2	4174.6	4392.1	5072.3	4823.5	4229.0	4762.5	4994.8
57.5°	4252.6	4173.1	4268.0	4353.1	4581.9	4886.1	5568.3	5102.1	4357.7	4901.5	5026.1
60°	4687.1	4622.9	4678.8	4820.4	5129.2	5486.8	6032.1	5329.3	4424.9	4990.7	4945.1
62.5°	5378.5	5293.9	5259.0	5417.5	5826.9	6217.3	6384.0	5486.8	4410.0	4951.2	4667.1
65°	6305.0	6217.3	6061.3	6205.0	6725.6	7001.1	6777.4	5520.1	4307.5	4631.7	3964.3
67.5°	7254.0	7190.4	7057.0	7299.1	7769.0	7857.8	7193.5	5439.1	3977.1	3755.5	2800.8
70°	7880.8	7853.7	7940.3	8475.9	8895.0	8869.3	7575.1	5003.6	3099.9	2309.4	1385.5
72.5°	7428.9	7559.2	8199.4	9170.5	9682.4	9473.1	7379.2	3842.2	1771.8	888.5	400.6
73°	7054.4	7221.2	8083.0	9196.6	9744.5	9515.2	7214.5	3526.7	1510.2	701.2	303.7
75°	4907.6	5112.3	6691.8	8565.2	9454.1	9065.8	6013.6	2158.6	699.7	310.9	122.6
77.5°	2382.8	2534.1	3684.7	6188.5	7352.5	7083.2	3743.7	804.3	316.0	194.4	56.4
80°	889.5	989.0	1599.5	3149.7	4249.0	4360.3	1646.7	304.2	210.3	156.5	28.7
82.5°	232.9	259.6	589.9	1404.5	2177.6	2279.1	519.1	153.4	153.9	128.8	17.4
85°	74.4	85.2	184.2	630.4	1026.0	900.8	135.4	74.4	111.8	95.9	9.7
87.5°	9.2	11.8	58.5	148.2	226.2	125.7	21.0	22.1	47.7	53.3	5.6
90°	0.0	0.0	0.0	0.0	0.0	0.0	0.0	0.0	0.0	0.0	0.0



REPORT NUMBER: P386878

CATALOG NUMBER: GWC-SA2C-750-U-T4FT-HSS

**CANDELA DISTRIBUTION (continued):**

	90°	95°	105°	115°	125°	135°	145°	155°	165°	175°	180°
0°	1803.6	1803.6	1803.6	1803.6	1803.6	1803.6	1803.6	1803.6	1803.6	1803.6	1803.6
2.5°	1807.7	1805.2	1805.7	1792.3	1783.6	1766.2	1748.2	1740.0	1731.3	1727.7	1731.3
5°	1817.0	1812.3	1799.0	1758.0	1714.4	1657.9	1605.1	1565.1	1514.8	1501.0	1515.3
7.5°	1831.3	1822.1	1783.1	1699.5	1602.5	1494.8	1373.7	1285.5	1213.2	1166.5	1183.4
10°	1852.4	1834.9	1756.4	1614.3	1440.9	1250.1	1078.3	944.4	849.5	810.5	809.0
12.5°	1887.7	1854.9	1723.6	1503.5	1243.5	989.0	763.8	618.6	541.7	491.9	490.9
15°	1926.7	1878.5	1682.0	1370.7	1013.6	708.4	491.9	381.7	331.9	316.0	313.9
17.5°	1974.4	1905.7	1628.2	1207.0	773.1	469.4	321.1	289.3	287.3	285.7	285.7
20°	2034.5	1938.0	1558.9	1019.8	548.4	313.4	272.9	275.0	276.0	273.9	274.4
22.5°	2104.2	1970.9	1476.3	818.7	370.9	262.1	261.1	263.7	264.7	263.7	264.2
25°	2185.3	2008.8	1375.8	607.9	267.8	248.8	251.4	254.9	257.5	257.5	257.5
27.5°	2285.8	2055.0	1254.7	424.2	231.4	234.9	242.1	248.8	252.4	253.4	253.4
30°	2416.6	2112.4	1109.6	290.9	210.3	216.5	229.8	242.6	249.3	250.3	250.8
32.5°	2581.8	2177.1	941.3	214.9	192.4	197.0	211.3	232.9	245.7	247.8	247.8
35°	2771.1	2252.0	760.2	187.2	179.5	181.1	192.4	217.0	239.6	245.2	245.7
37.5°	2978.3	2325.8	578.1	174.9	168.8	168.8	177.0	198.0	224.7	242.1	244.2
40°	3171.7	2370.5	405.3	165.2	159.0	159.0	166.2	181.6	206.7	232.9	238.5
42.5°	3350.2	2385.8	282.1	155.9	149.8	151.3	157.5	169.8	188.8	214.9	220.1
45°	3533.9	2383.3	205.7	145.2	140.6	145.2	149.8	159.0	172.9	187.7	188.8
47.5°	3672.4	2361.7	163.1	134.9	131.8	138.0	142.1	148.2	155.9	154.9	154.9
50°	3802.2	2309.4	131.3	121.1	123.1	130.3	132.3	134.4	134.9	125.2	124.1
52.5°	3900.7	2227.9	105.2	106.2	114.4	121.6	119.5	116.4	111.3	99.5	97.5
55°	3933.5	2070.9	82.6	87.7	101.6	110.8	103.1	96.4	86.7	76.9	74.9
57.5°	3874.0	1868.3	67.2	68.2	85.7	93.4	84.6	76.9	66.2	58.0	56.4
60°	3747.8	1643.1	55.4	51.3	66.2	72.8	67.2	59.5	49.8	43.6	43.1
62.5°	3497.5	1403.0	45.7	40.0	50.3	55.9	52.3	46.7	38.5	34.4	33.9
65°	2971.2	1122.4	36.9	32.3	39.0	43.6	40.5	36.4	30.3	27.2	26.7
67.5°	2074.0	758.7	30.3	26.7	30.8	34.4	31.8	29.8	24.1	23.6	24.1
70°	1000.3	365.8	25.1	21.5	24.1	26.7	25.6	24.1	23.1	26.7	30.8
72.5°	286.8	122.6	20.0	18.0	19.5	21.0	22.1	21.5	25.1	32.3	37.4
73°	220.6	99.0	19.0	16.9	18.5	20.5	21.5	21.0	25.6	32.8	37.4
75°	94.4	47.7	14.4	13.9	15.4	18.0	19.0	19.0	25.6	33.3	35.9
77.5°	42.6	25.6	9.2	10.8	13.3	14.4	15.9	15.9	20.5	25.6	25.6
80°	24.1	13.9	7.2	8.2	9.7	9.7	9.7	8.7	9.2	10.3	11.3
82.5°	15.4	9.2	5.6	6.7	6.2	5.1	4.1	4.1	3.6	4.1	5.1
85°	8.7	5.1	5.1	4.1	2.6	2.1	2.6	2.1	0.5	0.0	0.5
87.5°	5.1	3.1	1.5	0.0	0.0	0.0	0.0	0.0	0.0	0.0	0.0
90°	0.0	0.0	0.0	0.0	0.0	0.0	0.0	0.0	0.0	0.0	0.0



Signify Classified - Internal  
Cooper Lighting Solutions Photometric Lab  
1121 Highway 74 South  
Peachtree City, GA 30269

Scaled Data Report



Report Generated By 670245982

Signify Classified - Internal  
Cooper Lighting Solutions Photometric Lab  
1121 Highway 74 South  
Peachtree City, GA 30269

Scaled Data Report



Signify Classified - Internal  
Cooper Lighting Solutions Photometric Lab  
1121 Highway 74 South  
Peachtree City, GA 30269

Scaled Data Report



Signify Classified - Internal  
Cooper Lighting Solutions Photometric Lab  
1121 Highway 74 South  
Peachtree City, GA 30269

Scaled Data Report



Signify Classified - Internal  
Cooper Lighting Solutions Photometric Lab  
1121 Highway 74 South  
Peachtree City, GA 30269

Scaled Data Report



--- HS — SS

Signify Classified - Internal  
Cooper Lighting Solutions Photometric Lab  
1121 Highway 74 South  
Peachtree City, GA 30269

Scaled Data Report



u

Signify Classified - Internal  
Cooper Lighting Solutions Photometric Lab  
1121 Highway 74 South  
Peachtree City, GA 30269

Scaled Data Report



Signify Classified - Internal  
Cooper Lighting Solutions Photometric Lab  
1121 Highway 74 South  
Peachtree City, GA 30269

Scaled Data Report



(END OF REPORT)